

# REMEDIAL WORKSHEET 2

## UNIT 4

Name .....

1 Usa le parole date per scrivere due frasi per ogni illustrazione, una alla forma affermativa e una alla forma negativa.



1 I / ski / run

.....  
.....



2 I / draw / sing

.....  
.....



3 I / swim / dance

.....  
.....



4 I / sing / play

.....  
.....

2 Completa le domande e le risposte con le parole date.

am • riding • Yes • you • playing • What • Are • drawing • not

1 ..... you playing tennis?

Yes, I .....

2 Are ..... singing?


....., I am.

3 Are you ..... your bike?

No, I'm .....

4 ..... are you doing?

I'm ..... a picture.



# REMEDIAL WORKSHEET 2

## UNIT 5

Name .....

1 Completa le frasi con is oppure isn't.




1 Paul .....  
watching TV.



2 Linda .....  
eating a sandwich.



3 Kevin .....  
writing.



4 John .....  
taking a photo



5 Martin .....  
reading his  
messages.



6 Mark .....  
doing his homework.

2 Osserva i disegni dell'esercizio precedente, leggi le domande e abbinale alle risposte.

- 1  What is Paul doing?
- 2  Is Mark doing his homework?
- 3  What is Kevin doing?
- 4  Is Martin watching TV?
- 5  What is John doing?

- a Yes, he is.
- b He's reading.
- c No, he isn't.
- d He's listening to music.
- e He's taking a photo.

5 Completa la tabella con i nomi degli animali che conosci.

They can walk.


- .....
- .....
- .....
- .....

They can swim.


- .....
- .....
- .....
- .....

They can fly.

- .....
- .....
- .....
- .....





6 Adesso scrivi alcune frasi seguendo l'esempio.





A duck can swim.  
A pig can't swim.

.....  
.....



.....  
.....



.....  
.....

