

6 Riordina le lettere e numera i disegni.

1 aMhst


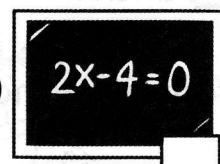

2 sngihEl

3 Horitsy


4 grayoGeph

5 ciSnece

6 rtA



7 Osserva le immagini e segna con un ✓ la frase giusta.




- I like Maths.
- I don't like Maths.



- I like P.E.
- I don't like P.E.




- I like Geography.
- I don't like Geography.



- I like English.
- I don't like English.

8 Osserva i disegni e completa le frasi.




a Tim's favourite subject is

b Mary's subject History.

c Ann's favourite is Maths.

d Peter's subject



9 Leggi e segna con un ✓ le attività che ti piacciono e con una X quelle che non ti piacciono. Scrivi delle frasi secondo l'esempio.

What do you like doing?



- sing
- draw
- ski
- cook
- play the piano

- dance
- use a computer
- swim
- play football
- study Maths

Ricordati che il verbo che segue **like** vuole la forma in **-ing**.



a I like singing.

f I don't like playing football.

b

g

c

h

d

i

e

j

10 Completa la frase con i nomi di tre materie che ti piacciono.

I like studying and

11 Osserva i disegni e completa le frasi con **likes** oppure **doesn't like**.



a John playing tennis.



b Sally cooking.



c Kim swimming.



d Bill dancing.