


# UNITÀ 9

## The weather

1 2 3 4


1 Leggi e inserisci nei disegni il numero esatto.




What's the weather like?

1. It's a snowy day.
2. It's a windy day.
3. It's a cloudy day.
4. It's a sunny day.
5. It's a rainy day.
6. It's a hot day.
7. It's a cold day.
8. It's a warm day.
9. It's a cool day.


2 Su ogni finestra indica il nome della stagione. Forma delle frasi utilizzando le parole sottolineate dell'esercizio precedente. Le parole possono essere usate più di una volta.




It's snowy and cold.



It's windy and warm.




It's sunny and hot.




It's rainy and cool.

3 Colloca il nome della stagione sopra il disegno giusto poi completa la descrizione usando le parole dei due Word Bank.




It's a hot sunny day. She's wearing a cap and a bathing suit. She has got sandals on her feet.



It's a ..... day.  
He's wearing a ..... and a .....  
He has got .....  
on his feet.



It's a .....  
.....  
.....



It's a .....  
.....  
.....

WORD BANK

shoes hat coat boots jumper skirt  
shirt cardigan trousers scarf

windy cold snowy  
sunny warm cool