

1 Quali materie hanno oggi questi studenti? Abbina le materie nel riquadro alle figure (1-12).

Music P.E. Art Maths French D.T.
Science Geography R.E. I.C.T. English
History

Look!


In inglese per indicare alcune materie scolastiche si usano le iniziali.

P.E. = Physical Education

D.T. = Design and Technology

R.E. = Religious Education

I.C.T. = Information and Communication Technology




Student A

1 Art
2 _____
3 _____
4 _____
5 _____
6 _____




Student B


7 _____
8 _____
9 _____
10 _____
11 _____
12 _____

2  030 Ascolta e controlla. Poi riascolta e ripeti.

3  031 Osserva le figure e scegli l'alternativa corretta. Poi ascolta e controlla.



1 It's easy/difficult.



2 It's easy/difficult.



3 It's interesting/
boring.



4 It's interesting/
boring.

Completa le domande e le risposte brevi.

'Do you play the guitar?' 'No, I don't.'

1 '_____ Louise spend time with her friends?'
'Yes, she _____.'

2 '_____ they go to the cinema every
Saturday?' 'No, they _____.'

3 '_____ Kieran know how to juggle?'
'No, he _____.'

4 '_____ you dress up for Halloween?'
'Yes, I _____.'

5 '_____ you listen to your local radio
station?' 'No, we _____.'

6 '_____ your cat like fish?' 'Yes, it _____.'